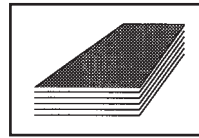


SHEET - Galvanized

- STOCK SIZE: 48 in x 120 in
call for availability



SIZE INCHES	POUNDS PER SHEET	SIZE INCHES	POUNDS PER SHEET	SIZE INCHES	POUNDS PER SHEET
26 GA. (.022) .906 LBS per sq. ft.		20 GA. (.040) 1.656 LBS per sq. ft.		14 GA. (.079) 3.281 LBS per sq. ft.	
36 x 96	21.8	36 x 96	39.8	36 x 96	78.8
120	27.2	120	49.7	120	98.4
		144	59.6	144	118.2
48 x 96	29.0	48 x 96	53.0	48 x 96	105.0
120	36.2	120	66.2	120	131.2
		144	79.5	144	157.5
24 GA. (.028) 1.156 LBS per sq. ft.		18 GA. (.052) 2.126 LBS per sq. ft.		12 GA. (.109) 4.531 LBS per sq. ft.	
36 x 96	27.8	36 x 96	51.8	36 x 96	108.8
120	34.7	120	64.7	120	135.9
		144	77.6	144	163.1
48 x 96	37.0	48 x 96	69.0	48 x 96	145.0
120	46.2	120	86.2	120	181.2
		144	103.4	144	217.5
22 GA. (.040) 1.406 LBS per sq. ft.		16 GA. (.060) 2.656 LBS per sq. ft.		10 GA. (.138) 5.781 LBS per sq. ft.	
36 x 96	33.8	36 x 96	63.8	36 x 96	138.8
120	42.2	120	79.7	120	173.4
		144	157.5	144	208.0
48 x 96	45.0	48 x 96	85.2	48 x 96	185.0
120	56.2	120	106.0	120	231.2
144	67.4	144	127.4	144	277.4

SHEET - Cold Rolled

SIZE INCHES	POUNDS PER SHEET	SIZE INCHES	POUNDS PER SHEET	SIZE INCHES	POUNDS PER SHEET
26 Ga. (.0179) .75 LBS per sq. ft.		22 Ga. (.0299) 1.25 LBS per sq. ft.		18 Ga. (.0478) 2.01 LBS per sq. ft.	
36 x 96	18.0	36 x 96	30.0	36 x 96	48.0
120	22.5	120	37.5	120	60.0
48 x 96	24.0	48 x 96	40.0	48 x 96	64.0
120	30.0	120	50.0	120	80.0
24 Ga. (.0239) 1.0 LBS per sq. ft.		20 Ga. (.0359) 1.5 LBS per sq. ft.		16 Ga. (.0598) 2.5 LBS per sq. ft.	
36 x 96	24.0	36 x 96	36.0	36 x 96	60.0
120	30.0	120	45.0	120	75.0
48 x 96	32.0	48 x 96	48.0	48 x 96	80.0
120	40.0	120	60.0	120	100.0

B & B Surplus, Inc
Bakersfield
(661) 589-0381

B & B Steel Supply
Santa Maria
(805) 349-9991

B & B Metals, Inc
Santa Ana
(714) 541-7267

PLATE

SIZE INCHES	POUNDS PER SHEET	SIZE INCHES	POUNDS PER SHEET	SIZE INCHES	POUNDS PER SHEET
3/4 INCH 30.6 LBS per sq. ft.		96 x 96	2611.2	72 x 96	3916.8
		120	3264.0	120	4896.0
		240	6528.0	240	9792.0
48 x 96		1 1/4 INCH 51.0 LBS per sq. ft.		2 1/4 INCH 91.8 LBS per sq. ft.	
	979.2	60 x 96	2040.0	60 x 96	3672.0
	120 1224.0	120	2550.0	120	4590.0
	144 1468.8	144	3060.0	144	5508.0
	240 2448.0	72 x 96	2448.0	72 x 96	4406.0
60 x 96				120	5508.0
	1224.0	120	3060.0	240	11016.0
	120 1530.0	96 x 96	3264.0	2 1/2 INCH 102.0 LBS per sq. ft.	
	144 1836.0	120	4080.0	72 x 96	4896.0
	240 3860.0	144	8160.0	120	6120.0
72 x 96		1 1/2 INCH 61.2 LBS per sq. ft.		240	12240.0
	1468.8	60 x 96	2448.0	2 3/4 INCH 112.2 LBS per sq. ft.	
	120 1836.0	120	3060.0	72 x 96	4896.0
	144 2203.2	144	6120.0	120	6120.0
	240 3672.0	72 x 96	2937.6	240	7344.0
96 x 96		1 3/4 INCH 71.4 LBS per sq. ft.		3 INCH 122.4 LBS per sq. ft.	
	1958.4	60 x 96	2856.0	3 1/2 INCH 142.8 LBS per sq. ft.	
	120 2448.0	120	3570.0	4 INCH 163.2 LBS per sq. ft.	
	144 2937.6	144	7160.0	4 1/2 INCH 183.6 LBS per sq. ft.	
	240 4896.0	72 x 96	3427.2	5 INCH 204.0 LBS per sq. ft.	
7/8 INCH 35.7 LBS per sq. ft.				All plate weights are theoretical values, and should be used for estimating only.	
		60 x 96	2448.0		
60 x 96		120	3060.0		
	1428.0	144	6120.0		
	120 1785.0	72 x 96	2937.6		
	144 2142.0	120	3672.0		
	240 3570.0	144	7344.0		
72 x 96		2 INCH 81.6 LBS per sq. ft.			
	1713.6	60 x 96	3264.0		
	120 2142.0	120	4080.0		
	144 2570.4	144	8160.0		
	240 4284.0	72 x 96	3427.2		
1 INCH 40.8 LBS per sq. ft.					
		120	4284.0		
48 x 96		144	8568.0		
	1305.6				
	120 1632.0				
	144 1958.4				
	240 3264.0				
60 x 96					
	1632.0				
	120 2040.0				
	144 2448.0				
	240 4080.0				
72 x 96					
	1958.4				
	120 2448.0				
	144 2937.6				
	240 4896.0				

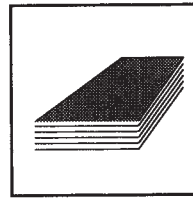
B & B Surplus, Inc
Bakersfield
(661) 589-0381

B & B Steel Supply
Santa Maria
(805) 349-9991

B & B Metals, Inc
Santa Ana
(714) 541-7267

PLATE

- A 36 HOT ROLLED
 - 1045 PLOW
 - ABRASION RESISTANT
 - T-1
- call for availability*



SIZE INCHES	POUNDS PER SHEET	SIZE INCHES	POUNDS PER SHEET	SIZE INCHES	POUNDS PER SHEET
$\frac{3}{16}$ INCH		$\frac{5}{16}$ INCH		$\frac{1}{2}$ INCH	
7.65 LBS per sq. ft.		12.75 LBS per sq. ft.		20.4 LBS per sq. ft.	
48 x 96	244.8	36 x 96	306.0	36 x 96	489.6
120	306.0	120	382.5	120	612.0
144	367.2	144	459.0	144	734.4
		240	765.0	240	1224.0
60 x 96	306.0	48 x 96	408.0	48 x 96	652.8
120	382.5	120	510.0	120	816.0
144	459.0	144	612.0	144	979.2
240	765.0	240	1020.0	240	1632.0
72 x 96	367.2	60 x 96	510.0	60 x 96	816.0
120	459.0	120	637.5	120	1020.0
144	550.8	144	765.0	144	1224.0
240	918.0	240	1275.0	240	2040.0
96 x 96	489.6	72 x 96	612.0	72 x 96	979.2
120	612.0	120	765.0	120	1224.0
144	734.4	144	918.0	144	1468.8
240	1224.0	240	1530.0	240	2448.0
$\frac{1}{4}$ INCH		96 x 120	1020.0	96 x 120	1632.0
10.2 LBS per sq. ft.		144	1224.0	144	1958.4
36 x 96	244.8	240	2040.0	240	3264.0
120	306.0	$\frac{3}{8}$ INCH		$\frac{5}{8}$ INCH	
144	367.2	15.3 LBS per sq. ft.		25.5 LBS per sq. ft.	
48 x 96	326.4	36 x 96	367.2	48 x 96	816.0
120	408.0	120	459.0	120	1020.0
144	489.6	144	550.8	144	1224.0
240	816.0	240	918.0	240	2040.0
60 x 96	408.0	48 x 96	489.6	60 x 96	1020.0
120	510.0	120	612.0	120	1275.0
144	612.0	144	734.4	144	1530.0
240	1020.0	240	1224.0	240	2550.0
72 x 96	489.6	60 x 96	612.0	72 x 96	1224.0
120	612.0	120	765.0	120	1530.0
144	734.4	144	918.0	144	1836.0
240	1224.0	240	1530.0	240	3060.0
96 x 96	652.8	96 x 96	979.2	96 x 120	2040.0
120	816.0	120	1224.0	240	4080.0
144	979.2	144	1468.8		
240	1632.0	240	2448.0		

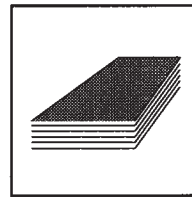
B & B Surplus, Inc
Bakersfield
(661) 589-0381

B & B Steel Supply
Santa Maria
(805) 349-9991

B & B Metals, Inc
Santa Ana
(714) 541-7267

SHEET - Hot Rolled

- STOCK SIZES (inches):
 WIDTHS - 48, 60, & 72
 LENGTHS - 96, 120, & 144



SIZE INCHES	POUNDS PER SHEET	SIZE INCHES	POUNDS PER SHEET	SIZE INCHES	POUNDS PER SHEET
16 Ga. (.0598) 2.5 LBS per sq. ft.		12 Ga. (.1046) 4.375 LBS per sq. ft.		72 x 96	270.0
36 x 96	60.0	36 x 96	105.0	120	337.5
120	75.0	120	131.3	144	405.0
144	90.0	144	157.5	<hr/>	
48 x 96	80.0	48 x 96	140.0	9 Ga. (.1495) 6.25 LBS per sq. ft.	
120	100.0	120	175.0	48 x 96	200.0
144	120.0	144	210.0	120	250.0
60 x 96	100.0	60 x 96	175.0	144	300.0
120	125.0	120	218.8	60 x 96	250.0
144	150.0	144	262.5	120	312.5
<hr/>		72 x 96	210.0	144	375.0
14 Ga. (.0747) 3.125 LBS per sq. ft.		120	262.5	<hr/>	
36 x 96	75.0	144	315.0	8 Ga. (.1644) 6.875 LBS per sq. ft.	
120	93.8	<hr/>		48 x 96	220.0
144	112.5	11 Ga. (.1196) 5.0 LBS per sq. ft.		120	275.0
48 x 96	100.0	48 x 96	160.0	144	330.0
120	125.0	120	200.0	60 x 96	275.0
144	150.0	144	240.0	120	343.8
60 x 96	125.0	60 x 96	200.0	144	412.5
120	156.3	120	250.0	<hr/>	
144	187.5	144	300.0	7 Ga. (.1793) 7.5 LBS per sq. ft.	
72 x 96	150.0	<hr/>		36 x 96	180.0
120	187.5	10 Ga. (.1345) 5.225 LBS per sq. ft.		120	225.0
144	225.0	36 x 96	135.0	144	270.0
<hr/>		120	168.8	48 x 96	240.0
13 Ga. (.0897) 3.75 LBS per sq. ft.		144	202.5	120	300.0
48 x 96	120.0	48 x 96	180.0	144	360.0
120	150.0	120	225.0	60 x 96	300.0
144	180.0	144	270.0	120	375.0
60 x 96	150.0	60 x 96	225.0	144	450.0
120	187.5	120	281.3	72 x 96	360.0
144	225.0	144	337.5	120	450.0
				144	540.0

B & B Surplus, Inc
 Bakersfield
 (661) 589-0381

B & B Steel Supply
 Santa Maria
 (805) 349-9991

B & B Metals, Inc
 Santa Ana
 (714) 541-7267